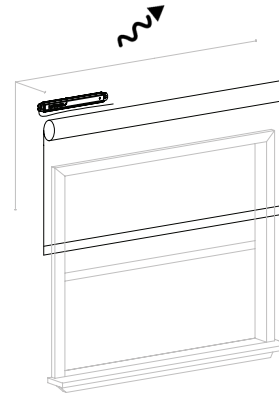


Sivoia® QS | Wireless System

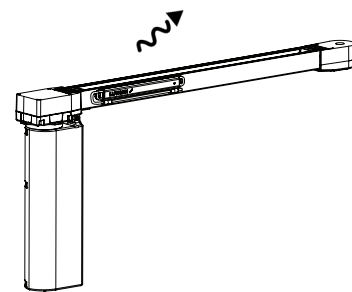
The *Sivoia* QS Wireless System utilizes the ultra-quiet, precision controlled Electronic Drive Unit. The *Sivoia* QS Wireless Drive Unit is available for roller shade, drapery and skylight shade systems.

Features

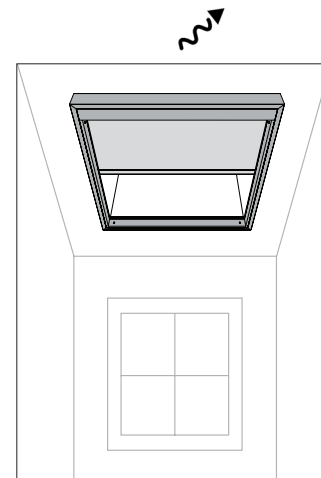
- Ultra-quiet operation: will not exceed 44 dBA measured 1 m (3 ft) from the Drive
- *Sivoia* QS Wireless drives available for shade, drapery and skylight systems.
- All drives start, move and stop with precision.
- Offers programmable stop points. The Drive tracks the position of the shade and is able to adjust it to predetermined locations at the touch of a button.
- Easy-to-read and easy-to-use controls are immediately understood
- Does not require group controls or relay systems to create shade groups and sub-groups
- Standards: CE
- 24 V_{DC} low-voltage power
- Power failure memory stores system programming including grouping, presets and shade limits for the lifetime of the product



QS Wireless
Roller Shade



QS Wireless
Drapery Track



QS Wireless
Skylight

Job Name:

Model Numbers:

Job Number:

Specifications

Power

- Operating voltage: Low-voltage 24 V $\overline{=}$ power supply required
- Control system power supply offers (spike and brownout) over voltage protection (+/- 10% of line voltage) for all devices in the system.
- Power supply provides appropriate Electro Static Discharge (ESD) protection for all devices in the system
- Power must be derived from a Lutron® approved power source

System Capacity

- Maximum of 100 devices (*Sivoia* QS Wireless Shades/ Drapery Drive Units, QS Wireless *seeTouch*® keypads, QS Wireless *Pico*™ Controls, *RadioRa*®-SR devices)
- System allows for a total of 100 zones, including *Sivoia* QS wireless shades and drapes

Performance

- Each Drive stores presets positioned at any stop point along the shade's travel, as well as full open and full close shade limits
- Each Drive is capable of stopping with the accuracy of 0.125 in (3 mm) steps for the entire travel of the shade
- Preset points can be located at any point between the open/close limits and are adjustable with a 5 second button push and hold from the *seeTouch* QS wireless keypads or *Sivoia* QS wireless *Pico* Control
- Wireless range: 30 ft (9 m)

- For systems with multiple Drives, shades smoothly move in unison and exact alignment within 0.125 in (3 mm) accuracy at all times
- Limits are programmable and adjustable from the EDUs, wall-mounted *seeTouch* QS wireless keypads and/or *Sivoia* QS wireless *Pico* Controls

Grouping

- System keypads can control any Drive, group, or subgroup without a separate group controller or additional interface
- Controls within this system are able to operate any group or subgroup of Drives, regardless of window treatment type

Integration

- Drives seamlessly integrate with *Radio Ra*-SR lighting control without a separate interface
- RS232 and ethernet available to integrate with A/V equipment such as timeclocks and security systems

Controls

- *Sivoia* QS wireless shades can be controlled by *seeTouch* QS wireless keypads or *Sivoia* QS wireless *Pico* Controls
- Microprocessors are contained in the Drive, and *seeTouch* QS keypads and *Sivoia* QS wireless *Pico* Controls allowing programming from either source

Job Name: Job Number:	Model Numbers:
--	-----------------------

Wire Length Chart

QS Wireless Power Supply Panel Wiring Guide			
Maximum devices per one output	Maximum distance per one output based on wire gauge		
Shades/Drapes	12 AWG (4 mm ²)	16 AWG (1.5 mm ²) QSHY-CBLP-M-1000	18 AWG (1 mm ²)
1 Sivoia QS Wireless *Shade/Drapery Drive Unit	500 ft (150 m)	200 ft (60 m)	100 ft (30 m)
2 Sivoia QS Wireless roller 64, ≤ 30 sq ft (2.75 sq m) each	200 ft (60 m)	75 ft (20 m)	50 ft (15 m)
3 Sivoia QS Wireless roller 64, ≤ 20 sq ft (1.8 sq m) each			
2 Sivoia QS Wireless Roller 100 ≤50 sq ft (4.6 sq m) each			

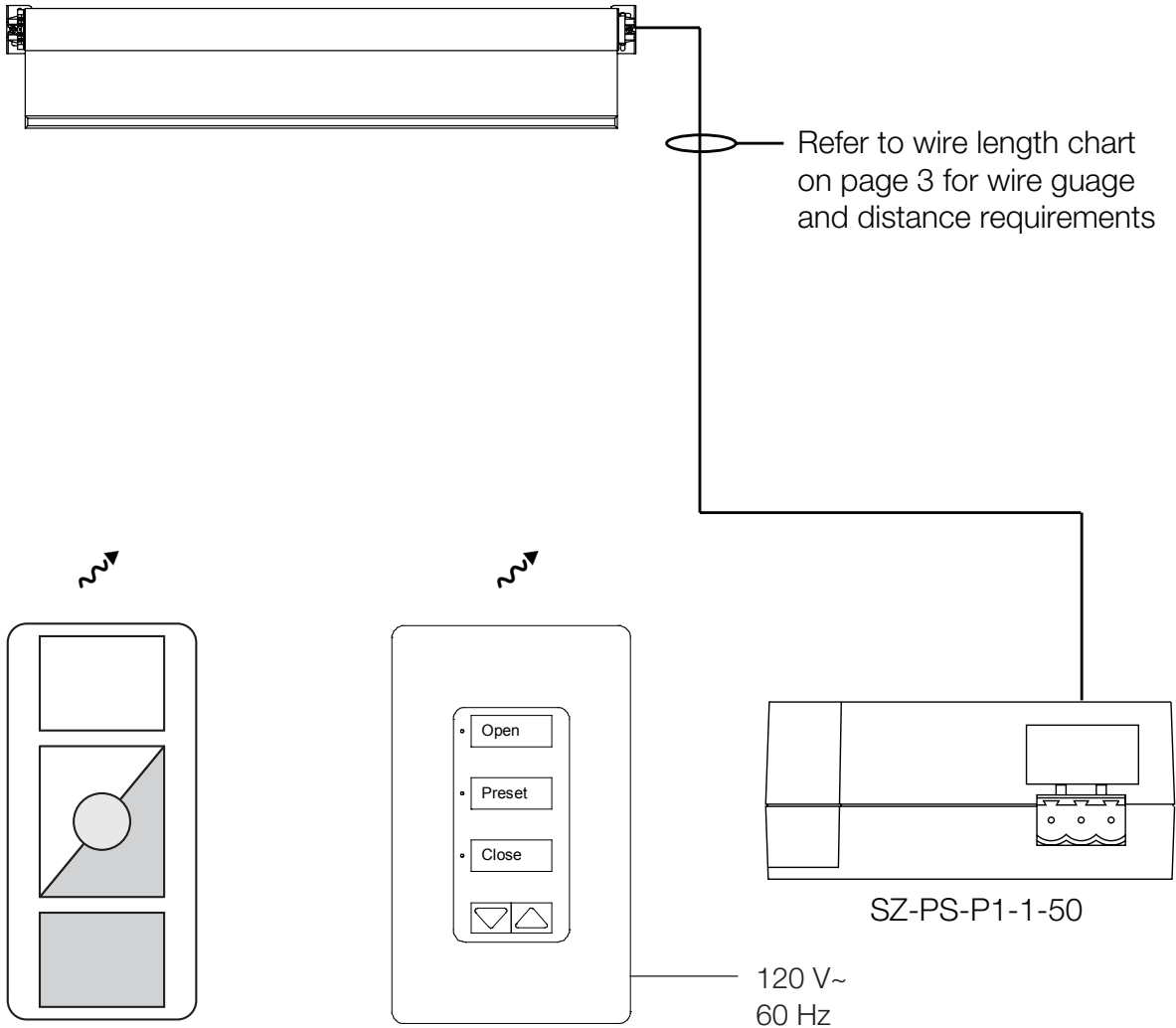
QS Wireless Individual Power Supply Wiring Guide			
Maximum devices from one Individual power supply	Total wire length based on wire gauge		
Shades	12 AWG (4 mm ²)	16 AWG (1.5 mm ²) QSHY-CBLP-M-1000	18 AWG (1 mm ²)
1 Sivoia QS *Shade/Drapery Drive Unit	250 ft (75 m)	100 ft (30 m)	50 ft (15 m)

* roller 20, roller 64, roller 100, roller 200CW, roller 225, D105, D145, D175, skylight

Job Name:	Model Numbers:
Job Number:	

Example: One Shade/Drape Per Output with Individual Power Supply

Sivoia QS wireless roller 64, 25 sq ft (2.25 sq m)



Pico™ Wireless Control

Battery Powered
(3 V Battery Included)

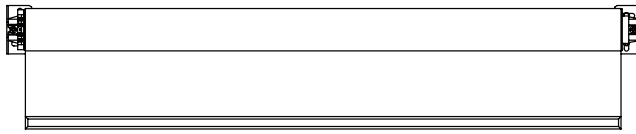
Sivoia QS Wireless seeTouch® Keypad

Maximum of 100 devices (Sivoia QS Shades/Draperies Drives, QS Wireless seeTouch Keypads, Pico Controls, RadioRa®-SR Devices)

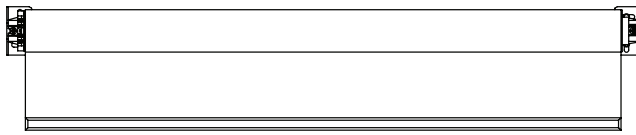
Job Name:	Model Numbers:
Job Number:	

Example: One Shade/Drape Per Power Panel Output

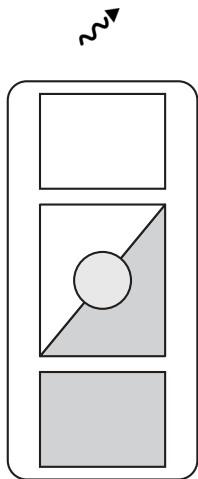
Sivoia QS wireless *Shade/Drape



Sivoia QS wireless *Shade/Drape

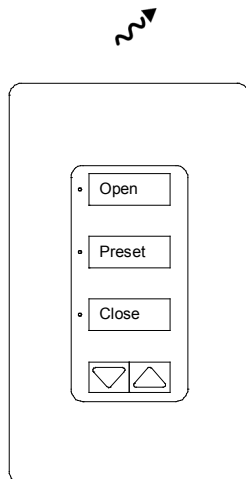


Refer to wire length chart on page 3 for wire gauge and distance requirements

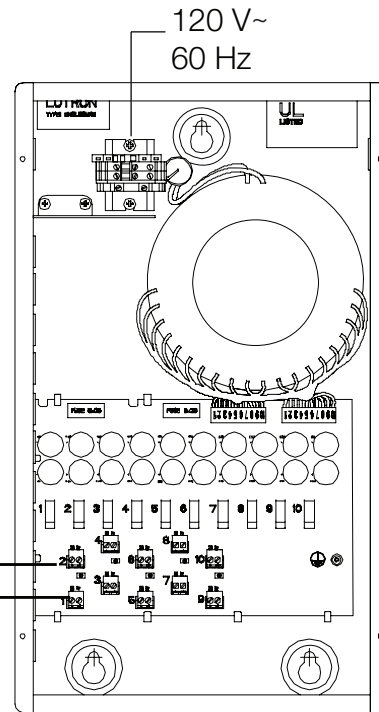


Pico™ Wireless Control

Battery Powered
(3 V Battery Included)



Sivoia QS Wireless seeTouch® Keypad



QPSY-P1-10-60

120 V~
60 Hz

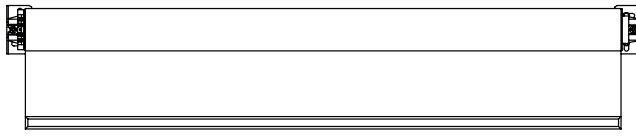
* roller 20, roller 64, roller 100, roller 200CW, roller 225, D105, D145, D175, skylight

Maximum of 100 devices (Sivoia QS Shades/Draperies Drives, QS Wireless seeTouch Keypads, Pico Controls, RadioRa®-SR Devices)

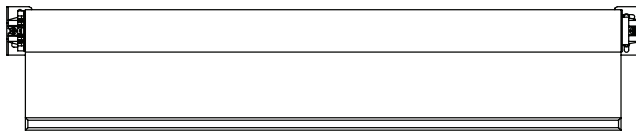
Job Name:	Model Numbers:
Job Number:	

Example: Multiple Shades/Drapes Per Power Panel Output

Sivoia QS wireless roller 64, 25 sq ft (2.25 sq m)

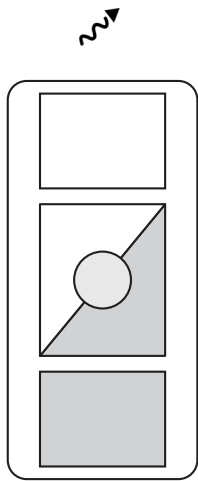
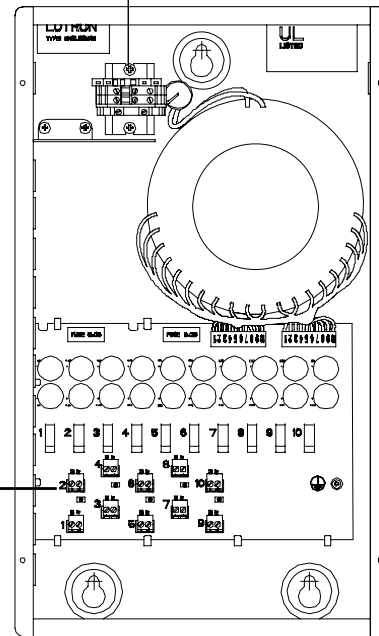


Sivoia QS wireless roller 64, 25 sq ft (2.25 sq m)



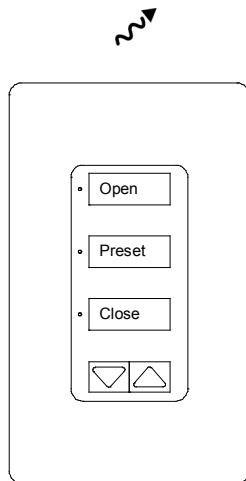
Refer to wire length chart on page 3 for wire gauge and distance requirements

120 V~
60 Hz



Pico™ Wireless Control

Battery Powered
(3 V Battery Included)



Sivoia QS Wireless seeTouch® Keypad

120 V~
60 Hz

Maximum of 100 devices (Sivoia QS Shades/Draperies Drives, QS Wireless seeTouch Keypads, Pico Controls, RadioRa®-SR Devices)

Job Name:	Model Numbers:
Job Number:	